



Impressive turnout at M-PLAS 2007!

M-PLAS 2007 welcomed 158 exhibiting companies from 18 countries including national groups from Austria, Italy and Singapore who presented some of the latest developments, innovations and solutions on plastic and rubber machinery, equipment, products and services to processors from all across Malaysia.

A total of 6,729 trade visitors from 60 countries visited the 4-day exhibition. About 90 per cent of the visitors were from Malaysia with a significant number of visitors from neighbouring ASEAN countries such as Singapore, Thailand and Indonesia. Many exhibiting companies were pleased with the turnout and the quality of visitors at the exhibition.

The next M-PLAS will be held from **4 to 7 November 2009**.



We found it very worthwhile attending and received a many enquiries. We are very happy and would come back. We exhibited in Malaysia for the first time in six years. It's a confidence boost for customers. Perfect timing for us to come back.

David Chan, Managing Director, Arburg Pte Ltd (ASEAN Region)

The show is well organized. We'd come back. We mainly met with local customers. Co-hosting with APF and AFPI is also a major draw card. It's important to be associated with other events such as these.

Brad Rinderknecht, Polyethylene Market Development Manager, ExxonMobil Chemical (Asia Pacific)

The standard of this show continues to rise. Those visitors that come here are customers with high potential. It's an opportunity to meet up with new customers that we haven't met with before. They have genuine buying interest. MDA has a good brand image in the industry and this attracts visitors.

David Lum, Assistant General Manager, Motan Pte Ltd

There were many enquiries from local and ASEAN visitors. This is a well-organized show and it is also well balanced, with machinery, materials, auxiliaries and processors all here.

C K Wan, Manager, Thong Guan Plastic & Paper Industries Sdn Bhd

It's rare to actually sell so many equipment at a show so we are very pleased with the result.

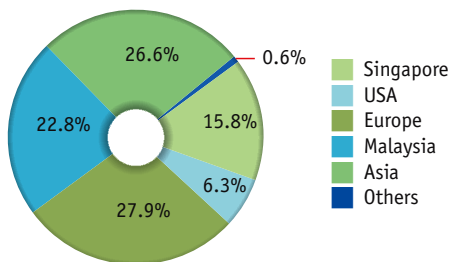
Jimmy Teo, General Manager, Wittmann Automation Pte Ltd

Exhibitor Analysis - 158 exhibiting companies from 18 countries and economies

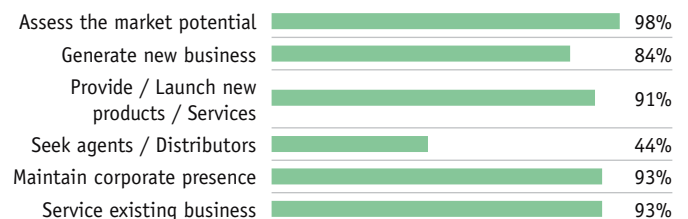
Participating countries & economies:

- Austria • Canada • China • Denmark • France • Germany • Hong Kong SAR • India • Indonesia • Italy • Korea
- Malaysia • Singapore • Switzerland • Taiwan • Thailand • United Kingdom • United States of America

Exhibitor Geographic Breakdown



Exhibitor's Objectives of Participation*



* multiple response

For enquiries :

Endorsed by:

Supported by:

Driven by:

Organized by:

Messe Düsseldorf Asia Pte Ltd
3 HarbourFront Place
#09-02 HarbourFront Tower Two
Singapore 099254
Tel : (65) 6332 9620
Fax : (65) 6337 4633 / 6332 9655
mpas@mda.com.sg



Malaysia External Trade Development Corporation



Malaysian Plastics Manufacturers Association



Malaysian Rubber Products Manufacturers' Association



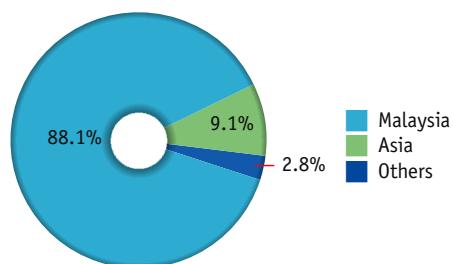
International Trade Fair Plastics + Rubber



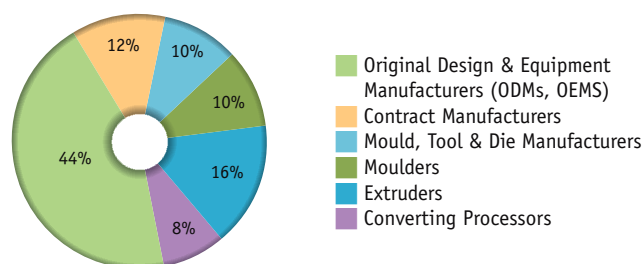
Messe Düsseldorf Asia

Visitor Analysis - 6,729 trade visitors from 60 countries

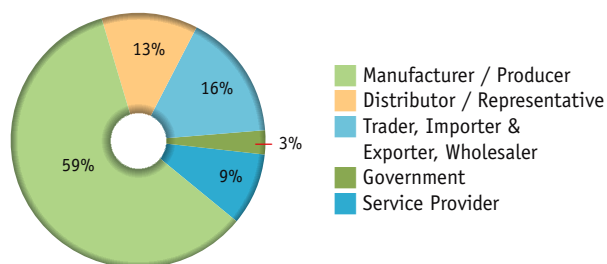
Geographic Breakdown of Trade Visitors



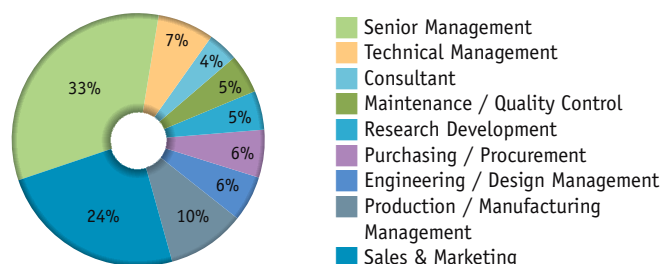
Business Profile



Nature of Business



Visitor Primary Job Function



Visitor Breakdown By Industry*

Automotive / Transportation	27%
Building / Construction	7%
Chemical / Petrochemical / Refining / Offshore / Marine	11%
Electronics / Electrical / Mechanical Engineering Services	15%
Household / Leisure Goods	4%
Information Technology / Telecommunications	5%
Medical / Pharmaceutical	3%
Mould & Die	6%
Packaging / Printing	20%
Plastics & Rubber	30%



Visitor Product Interest*

Raw Materials	
Additives / Composites / Compounding Ingredients	43%
Commodity Thermoplastics	15%
Engineering Thermoplastics	28%
Rubbers / Elastomers	26%
Machinery / Equipment	
Blow Moulding / Injection Stretch Blow Moulding	32%
Compounding	11%
Compression & Transfer Moulding	6%
Extrusion Blown / Cast Film	14%
Injection Moulding	24%
Profile Extrusion / Sheet Extrusion	9%
Recycling	12%
Rotational Moulding	4%
Vacuum / Thermoforming	7%
Rubber Related Machinery and Equipment	14%

Ancillaries / Auxiliaries	
Automation, Robotics & Parts Handling	41%
Blending / Mixing / Feeding / Dosing	13%
Bulk Storage & Material Handling	9%
Heating, Cooling & Temperature Control	12%
Hot Runner Systems	6%
Measuring Control & Test Equipment	10%
Printing, Laser Marking	10%
Size Reduction, Crushers, Scrap Reclaim	6%
Tooling (Mould, Die, Components)	14%
Welding	5%
Products / Services	
CAD / CAM / CAE & Other Software	30%
Contract Manufacturing / Assembly Services	12%
Material Formulating / Compounding	16%
Plastic Injection Moulding	29%
Rubber Injection Moulding	11%

* multiple response